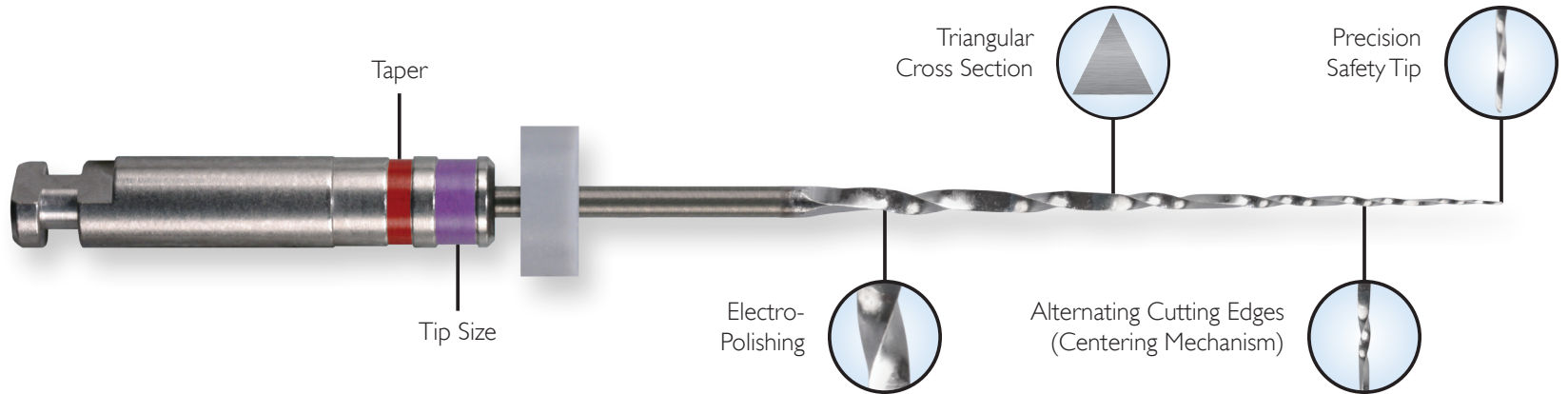
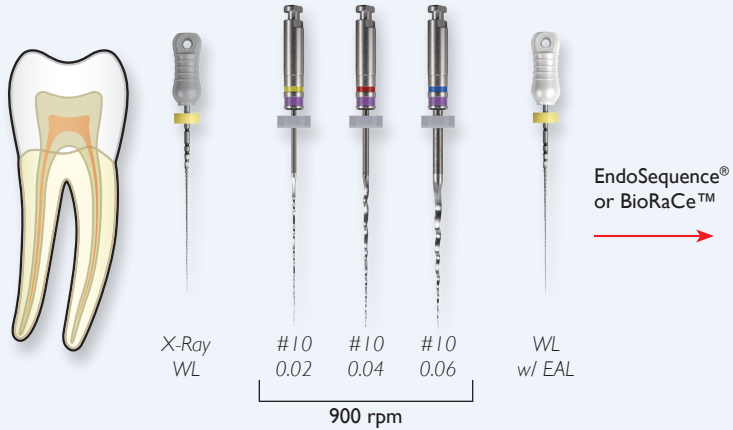


# Scout RaCe™



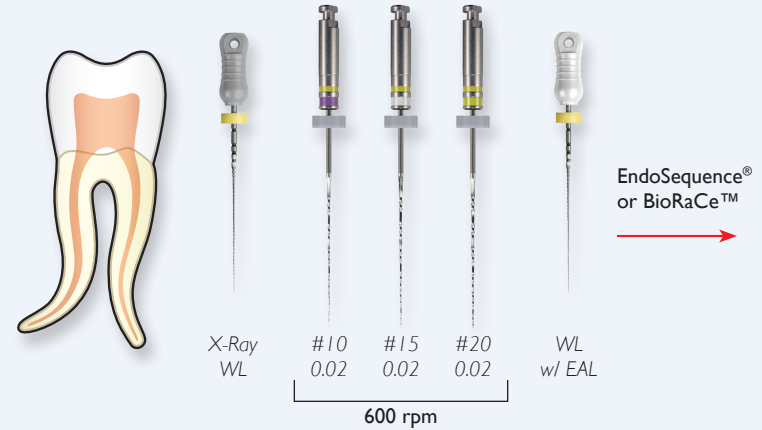
To order call 800.841.4522 or fax 888.610.1937.  
Visit our website at [BrasselerUSA.com](http://BrasselerUSA.com)

## Obliterated Canals (Gentle Strokes to WL)



1. Use the #08 SS file to reach the estimated WL. Confirm the length with an electronic apex locator (EAL). Remove the file and verify that the curvature is not severe.
2. Irrigate with NaOCl.
3. With gentle strokes at 900 rpm widen the canal to WL with the #10 (.02), #10 (.04) and #10 (.06) instruments.
4. Irrigate the canals with NaOCl between files and clean the files if used for more than 4 strokes. Use the hand SS #15 to obtain a smooth glide path and confirm the WL with an EAL.
5. Continue with EndoSequence® or BioRaCe™ preparation.

## Severe Curvatures (Gentle Strokes to WL)



1. Use the #08 SS file to reach the estimated WL. Confirm the length with an EAL.
2. Irrigate with NaOCl.
3. With gentle strokes at 600 rpm widen the canals with #s 10, 15, 20 (.02) instruments. Irrigate the canals with NaOCl between files and clean the files if used for more than 4 strokes. Use the SS# 15 to obtain a smooth glide path and confirm the WL with an EAL.
4. Continue with EndoSequence® or BioRaCe™ preparation.

To order call 800.841.4522 or fax 888.610.1937.  
Visit our website at [BrasselerUSA.com](http://BrasselerUSA.com)